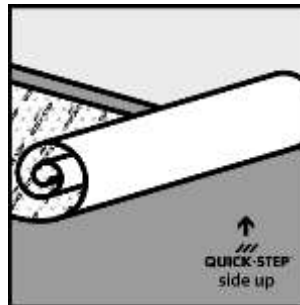


## Quick-Step® Basic Underlay

QSUDLUN15  
QSUDLUN60



LAMINATE *Parquet*



### Technical characteristics

Before laying your Quick-Step® floor, you must install an underlay. A good underlay provides the stable foundation that your quality floor deserves and also insulates against sound and heat. The Basic underlay is a Polyethylene foam with closed cell structure with a reinforced top side (PE-film).


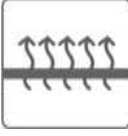
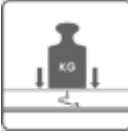
	QSUDLUN15	QSUDLUN60
Packaging unit	1 roll = 15 m <sup>2</sup>	1 roll = 60 m <sup>2</sup>
Dimensions	12.50m x 1.20m	50.00m x 1.20m
Thickness	3 mm	3 mm
Weight (1pc)	1,430 kg	5,700 kg
Pallet quantity	16 pieces	4 pieces
Pallet dimensions (l x b x h)	1200 x 800 x 1150 mm	1200 x 800 x 1150 mm
Pallet weight	40,9 kg	37,4 kg

### Test results

	<p><i>Transmission sound</i></p>	<ul style="list-style-type: none"> <li>○ <b>Result:</b> ΔLw (dB): 700 Uniclic: 19 800 Uniclic: 18 950 Uniclic: 18</li> <li>○ <b>Standard:</b> ISO 140-8 standard.</li> <li>○ <b>Institute:</b> CTBA</li> </ul>
	<p><i>Reflecting sound</i></p>	<ul style="list-style-type: none"> <li>○ <b>Result:</b> *</li> <li>○ <b>Standard:</b> In-company standard</li> <li>○ <b>Institute:</b> In-company</li> </ul>

The sound that travels down through the floor and can be experienced as annoying by neighbours on the level below.

The sound you hear in the room when you walk across the floor.

 <p><b>Impact resistance</b> The impact resistance of the laminate.</p>	<ul style="list-style-type: none"> <li>○ <b>Result:</b> Maximum height: 1600mm (Uniclic 700)</li> <li>○ <b>Standard:</b> EN 13329 standard, appendix F</li> <li>○ <b>Institute:</b> In-company</li> </ul>
 <p><b>Heat resistance</b> Suitable for underfloor heating.</p>	<ul style="list-style-type: none"> <li>○ <b>Result:</b> R value: 0.075m<sup>2</sup>K/W.</li> <li>○ <b>Standard:</b> EN 12664</li> <li>○ <b>Institute:</b> In-company</li> </ul>
 <p><b>Compressive strength</b> The ability of the underlay to return to its original state after being compressed.</p>	<p><b>Under permanent load (LT load):</b></p> <ul style="list-style-type: none"> <li>○ <b>Result:</b> 1.5kPa</li> <li>○ <b>Standard:</b> EN1606 and EN13163</li> <li>○ <b>Institute:</b> In-company</li> </ul> <p><b>Under point load (ST load)</b></p> <ul style="list-style-type: none"> <li>○ <b>Result:</b> 14kPa.</li> <li>○ <b>Standard:</b> ISO 844 or EN 13163 standard.</li> <li>○ <b>Institute:</b> in-company</li> </ul>

QSUDLBS15		EPLF Min.	EPLF Adv.
<b>PC (CEN/TS 16354)</b>	2 mm	> 0,5 mm	
<b>DL25 (CEN/TS 16534)</b>	> 10.000	> 10.000	> 100.000
<b>RLB (CEN/TS 16534)</b>	140 cm	> 50 cm	> 120 cm